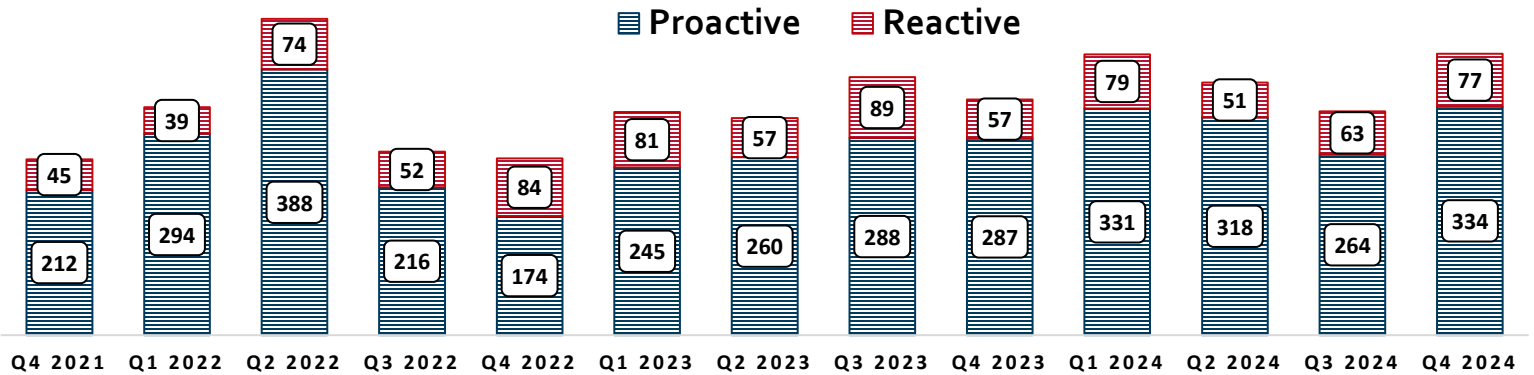



2024 YLW SAFETY OBJECTIVE: Increase compliance with regulations and airport policies through continued proactive reporting and increased training and awareness with airport staff, contractors, tenant staff, and pilots.



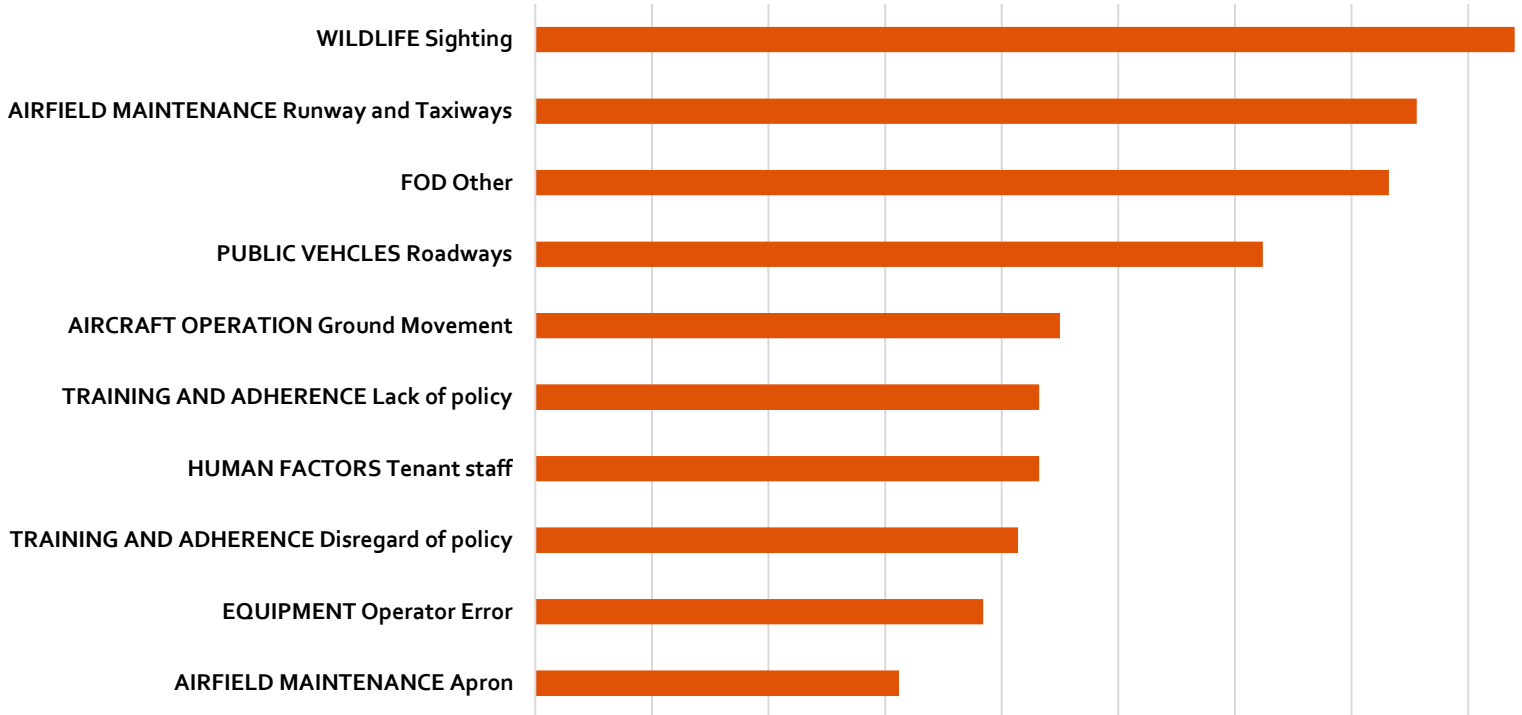
SAFETY PERFORMANCE INDICATORS (SPIs)

	2024	SPI TARGET	Q4 2024	2023
# Reports Airside	1129		282	986
# Incidents Airside	217		50	188
% Incidents Airside	19%	<20%	18%	19%
# Reports Training and Adherence	306		71	344
# Incidents Training and Adherence	93		25	98
% Incidents Training and Adherence	30%	<30%	35%	28%
# Reports Disregard of Policy	115		23	152
# Incidents Disregard of Policy	28		8	46
% Incidents Disregard of Policy	24%	<30%	35%	30%
# Reports Insufficient Training	87		24	134
# Incidents Insufficient Training	37		13	49
% Incidents Insufficient Training	43%	<35%	54%	37%
# Reports Aircraft Ground Movement	131		25	98
# Incidents Aircraft Ground Movement	88		20	54
% Incidents Aircraft Ground Movement	67%	<50%	80%	55%




BY LOCATION



RISK INDEX



SMS QUARTERLY MONITORING

		# Reports		Incident %	
	EQUIPMENT Operator Error	Q4 2024 24 2023 Avg/ Qtr: 32	↓	38% 2023: 37%	↑
	AIRCRAFT OPERATION Aircrew Error	Q4 2024 18 2023 Avg /Qtr: 11.5	↑	100% 2023: 87%	↑
	RUNWAY / TAXIWAY INCURSIONS	Q4 2024 18 2023 Avg /Qtr:9.5	↑		

For more information, contact Laura Mortensen, laura@curiosityanalysis.com